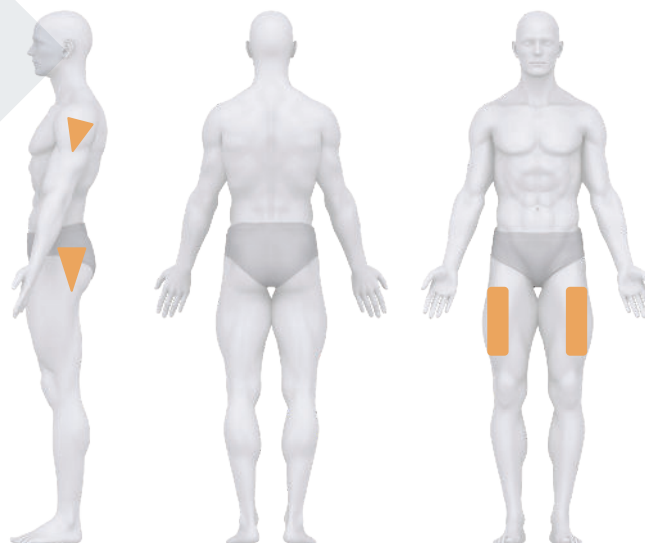


# INJECTION SITE CHEAT SHEET

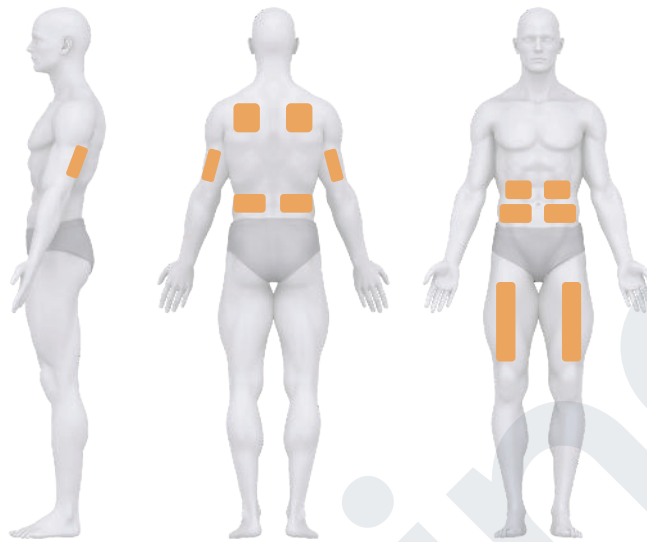
Intramuscular (IM)	Location	Needle Length	Needle Gauge	Angle of Insertion
<b>Pediatric</b>				
Infants <18 months	Vastus Lateralis	5/8" - 1"	25-27g	90°
Children	Deltoid Ventrogluteal Vastus Lateralis	7/8" - 1 1/4"	22-25g	90°
<b>Adult</b>				
-	Deltoid Ventrogluteal Vastus Lateralis	1" - 1 1/2"	22-25g	90°
Subcutaneous (SubQ)	Location	Needle Length	Needle Gauge	Angle of Insertion
Pediatric to Adult	Anterolateral thigh Upper outer tricep Upper buttocks Abdomen (avoid umbilicus)	1/2" - 5/8"	26-30g	45° - 90°
Intradermal (ID)	Location	Needle Length	Needle Gauge	Angle of Insertion
Pediatric to Adult	Anterior forearm Upper chest Upper back Back of upper arm	3/8" - 3/4"	26-28g	10° - 15°

\* Adapted from Fundamentals of Nursing: Human Health and Function, R. Craven, C. Hirnle, 4th ed. Lippincott Williams & Wilkins 2003 and [https://www.bd.com/hypodermic/pdf/Injection\\_Technique\\_Principles.pdf](https://www.bd.com/hypodermic/pdf/Injection_Technique_Principles.pdf)

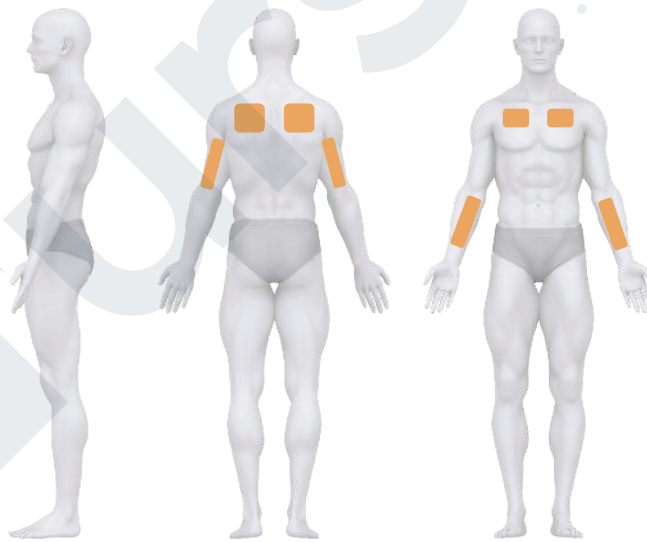


**Intramuscular Injection Sites**

# INJECTION SITE CHEAT SHEET











**Subcutaneous Injection Sites**



**Intradermal Injection Sites**

## Injection Needle Gauge and Hub Color

 18G	 20G	 21G	 22G
 24G	 25G	 26G	 30G