

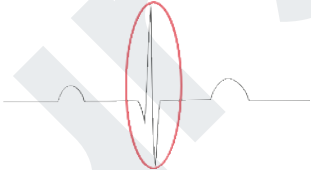






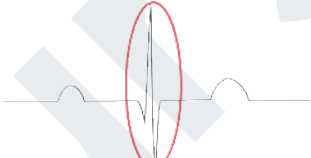


EKG ELECTRICAL ACTIVITY WORKSHEET

In the first column state what is occurring electrically within the heart. In the last column state what this complex/wave/line is referred to as on the EKG strip.

Electrical Activity	EKG	EKG Pattern Name/Complex
		
		
		
		
		

EKG CHART

ANSWERS:

Electrical Activity	EKG	EKG Pattern Name/Complex
Atrial Depolarization		P-Wave
Delay at AV Node		PR Segment
Ventricular Depolarization		QRS Complex
Ventricular Repolarization		T-Wave
No Electrical Activity		Isoelectric Line