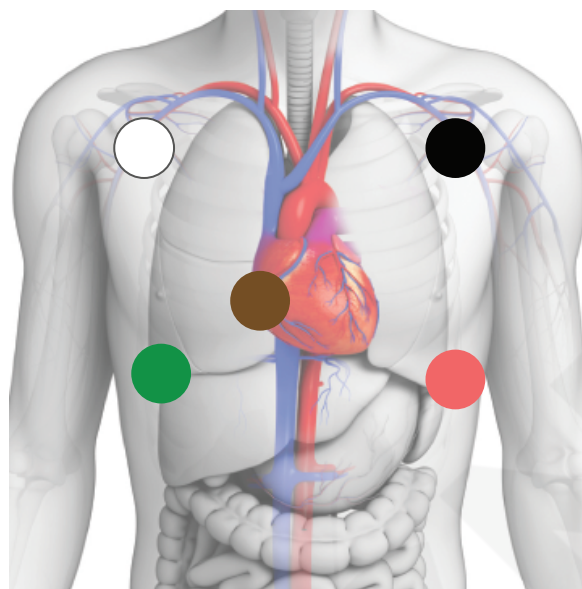
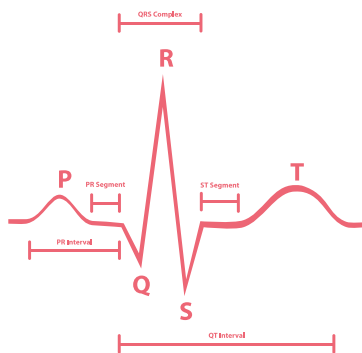


# 5 LEAD EKG PLACEMENT & HEART SOUNDS

## 5 Lead EKG Placement



White on Right  
Snow over Trees  
Smoke over Fire

## Heart Sounds

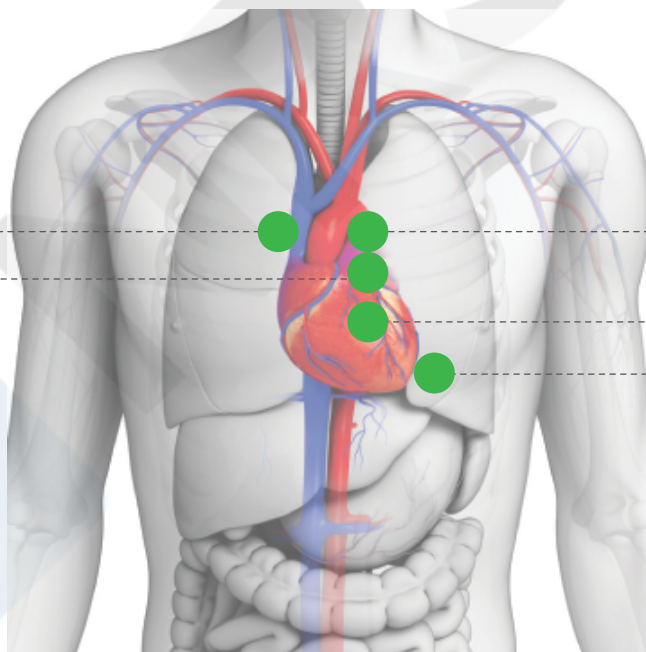
**AORTIC**  
(2nd Intercostal Space  
R Sternal Border)

**PULMONIC**  
(2nd Intercostal Space  
L Sternal Border)

**ERB'S POINT**  
(3rd Intercostal Space  
L Sternal Border)

**TRICUSPID**  
(3rd or 4th Intercostal Space  
L Sternal Border)

**MITRAL**  
(5th Intercostal Space  
Midclavicular Line)



## APE To Man

Aortic, Pulmonic, Erbs Point, Tricuspid, Mitral

These locations are optimal for listening to the 4 valves of the heart. Erb's point is the best location listen for S2. At each location you should listen for any murmur for the associated valve.